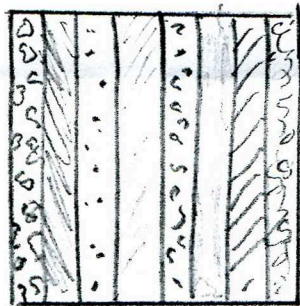


Telephone book string scrap block

Use old telephone book pages or other easily torn pages. I used an old telephone books and cut pages 8 ½ inch square. Use the 8 ½ " pages as a base for your scrap strips. The telephone book pages are easily removed from fabric.

Please note: You will need to make **blocks in pairs (2)** to be cut diagonally and pieced back together.

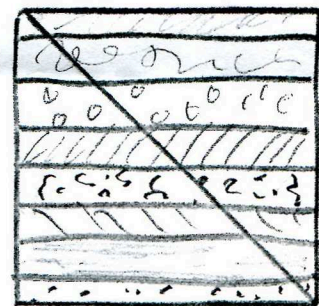
- * Sew 2 strips straight from center of the 8 ½ sq paper.
- * Use any width strips you may have
- * Sew and cover page with strips.
- * Press with starch since the fabric will be cut and sewn on diagonal.
- * Trim to size of paper or in our case 8 ½ inch square.
- * Tear off paper backing.
- * Before cutting your 2 blocks diagonally, test for appearance of the two blocks.
- * Block is to be 8 inch square after 2 triangle sewn together.



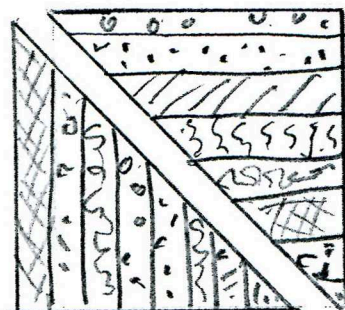
SEW STRIPS
USING ¼" SEAMS



BLOCK 1 CUT



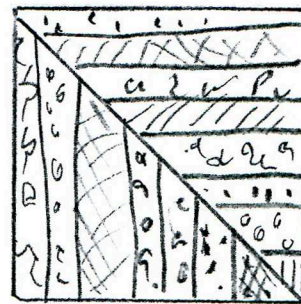
BLOCK 2
* TURN + CUT OPPOSITE CORNERS



BLOCK 1

BLOCK 2

REMOVE PAPER BACK



SEW 2 BLOCKS
FINISHED BLOCK 8" □