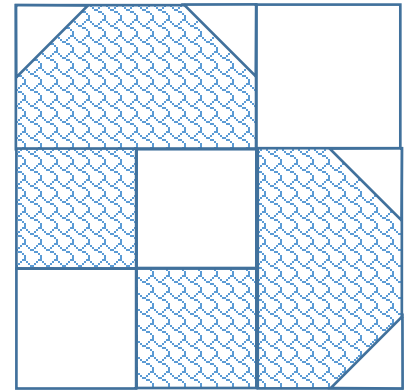


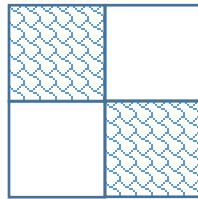
# Valentine Heart Block

8" Square Finished - 8 1/2" Unfinished

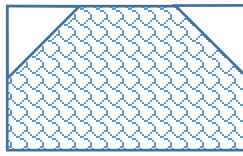
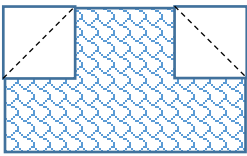
- Red/Pink Print - 2 pcs. 3" Square
- 2 pcs. 3 1/2" x 5 1/2"
- White or White on White -
- 2 pcs. 3" Square
- 1 pc. 3 1/2" Square
- 4 pcs. 1 1/2" Square



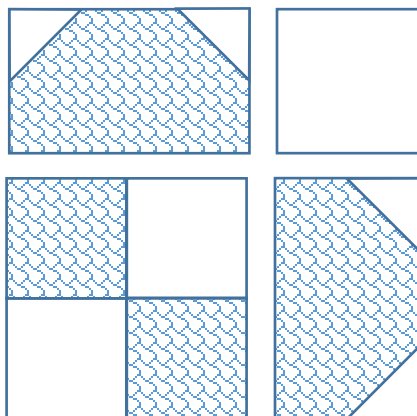
Using the 2 pieces 3" Square White and 2 pieces 3" Square Red/Pink Print. Sew together forming a four-patch square 5 1/2" Square.



Using the two 3 1/2" x 5 1/2" Red/Pink Prints, place a 1 1/2" piece of White on each of two corners on the 5 1/2" side. Sew on the diagonal and flip, press.



Sew the pieces together as in the diagram below.



Have fun! If you have any questions please call or email Diane LeGore 408-314-0754 or [dalegore@charter.net](mailto:dalegore@charter.net).