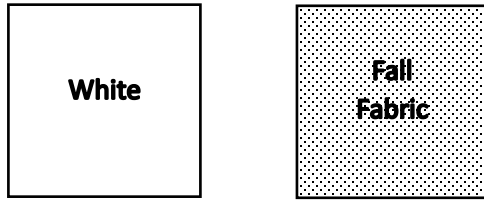



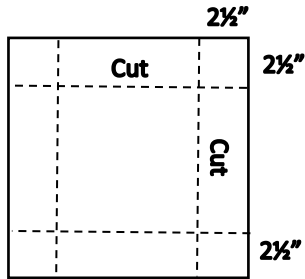
GROUND COVER

(By Missouri Star Quilts)

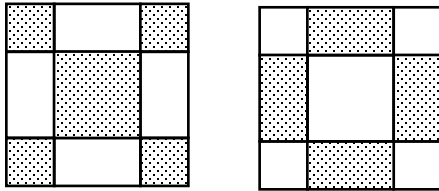
1. Cut 2-10 inch squares: One white and the other a Fall color print/design



2. Stack the squares on top of each other.
3. Cut 2½ inches in from each side of the square all the way around.



4. Rearrange the cut squares to create 2 nine patch squares.
5. Sew together as you would a normal nine patch square to finish each of the 2 nine patches.



(This makes 2 mirror image squares)

Questions? Call Diane Tainter (408) 607-1430