

# March BOM 2022 "Square in a Square Block"

(From: The Big Book of Fat-Quarter Quilts)

**March colors are:** light or medium blue, yellow and white. Any print, design or solid. Arrange fabric within the block to your liking.

(Colors are based on Blue Topaz birthstone and March flower Daffodil.)

## Making the Square-in-a-Square Blocks

After sewing each seam, press the seam allowances as indicated by the arrows, or press them open.

1 Cut fabric to following dimensions:

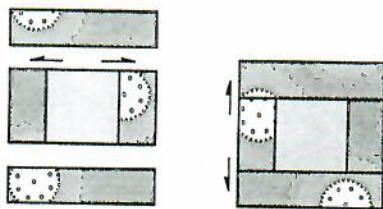
**Center:** 1 square,  $3\frac{1}{2}" \times 3\frac{1}{2}"$

**First round:** 1 matching set of 2 rectangles,  $2" \times 3\frac{1}{2}"$ , and 2 rectangles,  $2" \times 6\frac{1}{2}"$

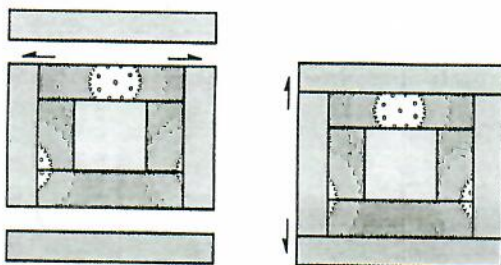
**Second round:** 1 matching set of 2 rectangles,  $1\frac{1}{4}" \times 6\frac{1}{2}"$ , and 2 rectangles,  $1\frac{1}{4}" \times 9"$

**Third round:** 1 matching set of 2 rectangles,  $1\frac{1}{4}" \times 9"$ , and 2 rectangles,  $1\frac{1}{4}" \times 10\frac{1}{2}"$

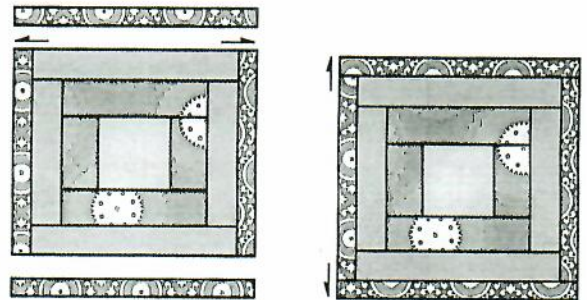
2 Select one set of pieces. Sew the  $2" \times 3\frac{1}{2}"$  rectangles to opposite sides of the center square; press. Sew the matching  $2" \times 6\frac{1}{2}"$  rectangles to the top and bottom of the square; press.



3 In the same manner, sew the  $1\frac{1}{4}" \times 6\frac{1}{2}"$  rectangles and the matching  $1\frac{1}{4}" \times 9"$  rectangles to the unit from step 2.



4 In the same manner, sew the  $1\frac{1}{4}" \times 9"$  rectangles and the matching  $1\frac{1}{4}" \times 10\frac{1}{2}"$  rectangles to the unit from step 3.



5 Repeat steps 2-4 to make a total of 20 blocks.

*Diane Jainter*  
408 607-1430